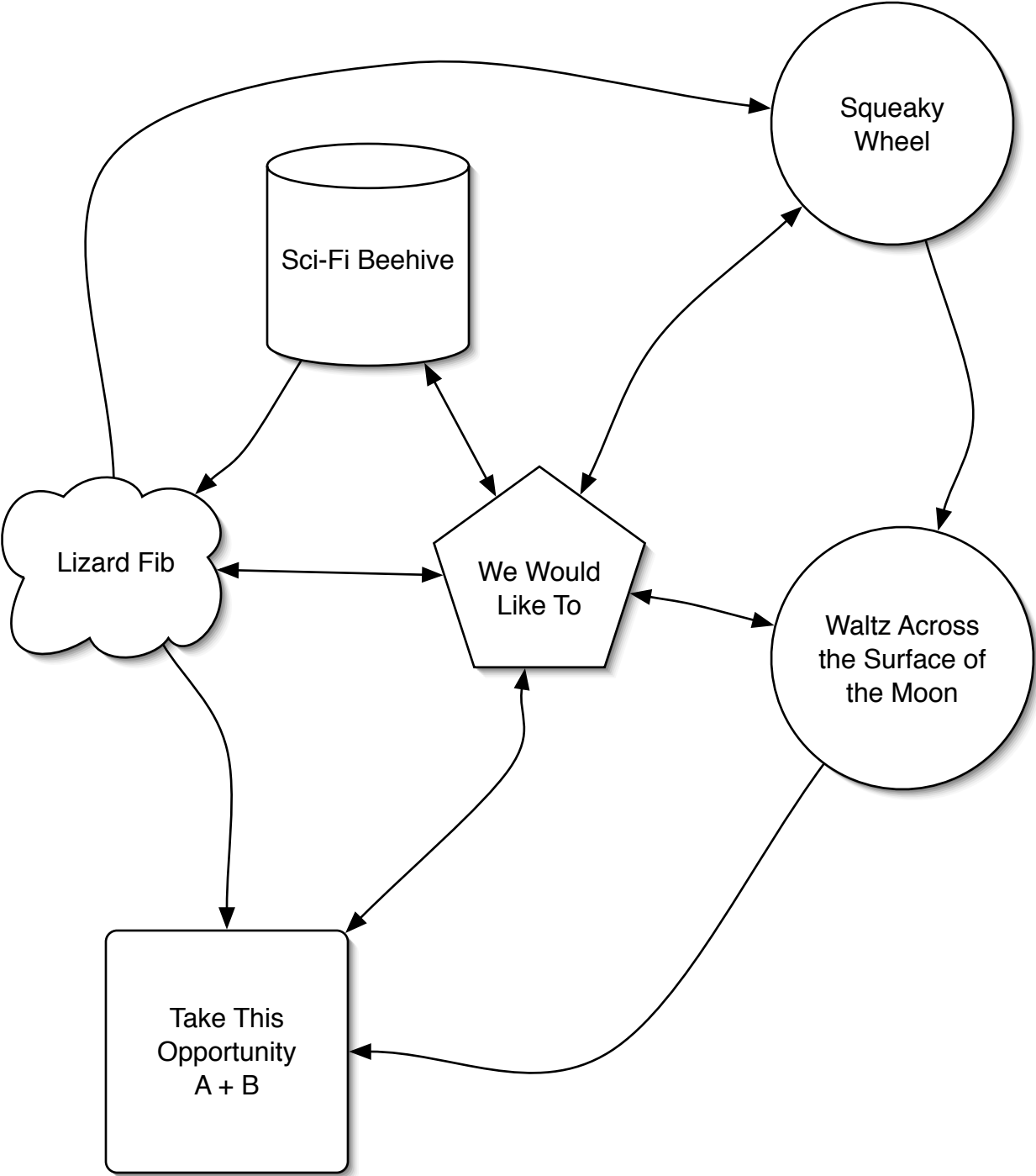


We Would Like to Take This Opportunity

Holland Hopson
2006



We Would Like To


Cello




Improvise pizzicato line using open strings, natural harmonics, and pitches 1/2 step above each open string. Use hammer-ons, pull-offs, slides and strums. Immediately after pizzicking a note you may bow it for one length of the bow without vibrato.




Violin




Gradually add these rhythms and pitches:



Viola



Gradually add these rhythms and pitches:



Change pitch when cello soloist plays lowest string.



Double Bass



quietly,
one bow length,
without vibrato,
then rest and repeat

Gradually add more harmonics and occasional pp pizz on any open string.



Don't Wake the Sheep, Squeaky Wheel

Cello Part 1
Play highest pitch. Improvise a short rhythmic figure followed by a rest of any length (including none). Repeat

Violin Part 2
Play highest pitch. Imitate part 4 (bass) with a 1 second delay.

Viola Part 3
Play highest pitch. Imitate part 1 (cello) with a 3 second delay.

Double Bass Part 4
Play highest pitch. Imitate part 2 (viola) with a 2 second delay.

Sci-Fi Beehive

Cello
Change bowspeed/articulation, dynamics, octave, timbre, etc. freely
p ff

Violin
Decorate the cello note. More decoration and fewer rests with faster cello bowspeed/articulation.
pp-f Less decoration and more rests with slower cello bowspeed/articulation.
Change decoration/octave when cello shifts octaves.

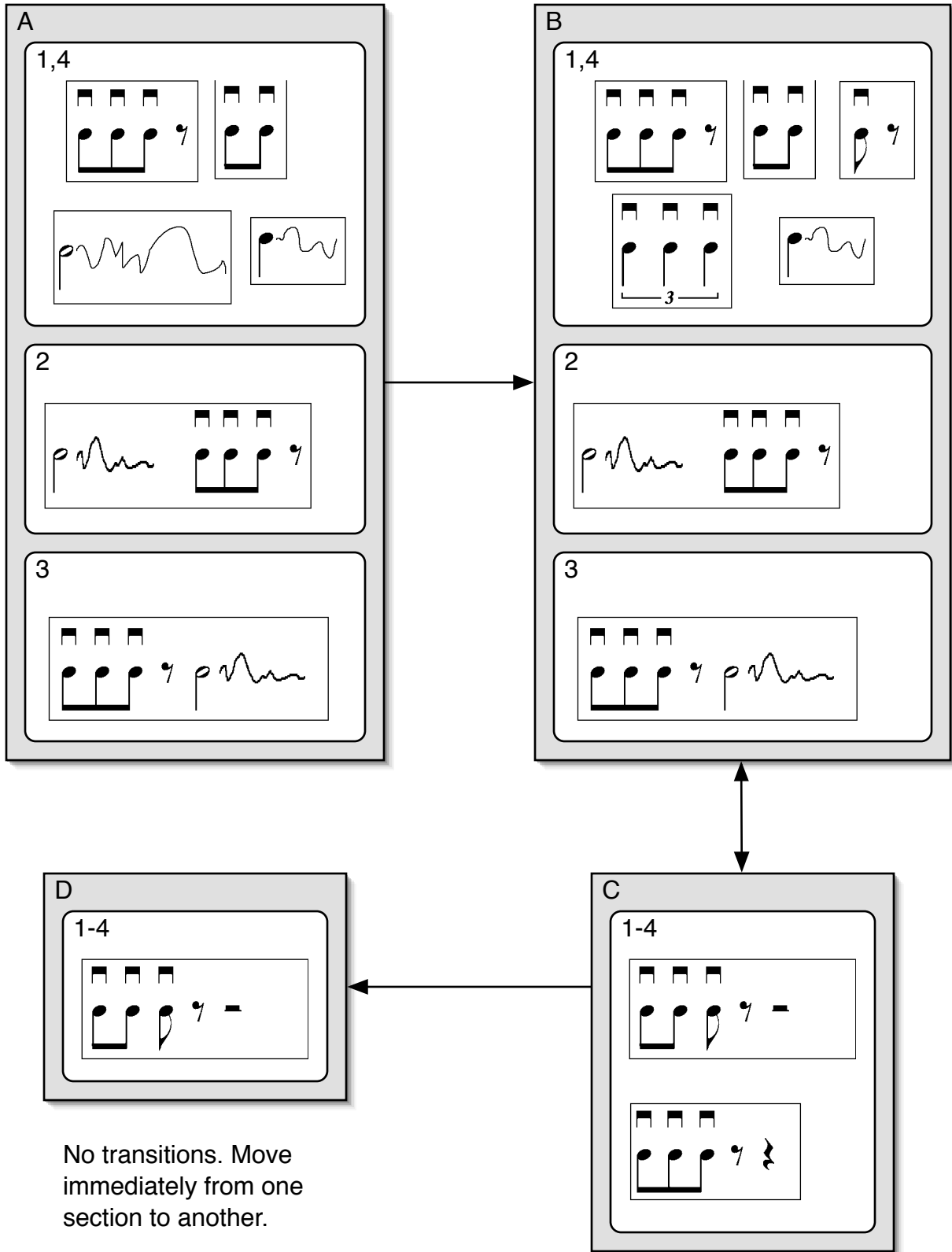
Viola
Decorate the cello note. More decoration and fewer rests as cello plays louder.
pp-f Less decoration and more rests as cello plays softer
Change decoration/octave when cello changes articulation.

Double Bass
Decorate the cello note. More decoration and fewer rests as cello plays brighter.
pp-f Less decoration and more rests as cello plays darker.
Change decoration/octave when cello changes dynamics.

Decorate= color the sound using pizz, sul ponticello, tremolo, vibrato, harmonics, microtones, col legno, sul tasto, etc.

Lizard Fib

♩ = 190, Loud



Waltz Across the Surface of the Moon

Cello

A $\text{♩} = 88$ $\frac{3}{4}$ Play a long melodic phrase without rests. Rest at the end of the phrase to cue the next section. Repeat for each section. **B**

Violin

A $\text{♩} = 88$ $\frac{3}{4}$ **B**

Viola

A $\text{♩} = 88$ $\frac{3}{4}$ **B**

Double Bass

A $\text{♩} = 88$ $\frac{3}{4}$ **B**

C **D**

vln

C **D**

vla

C **D**

Bass

C **D**

Take This Opportunity

♩ = 80

Cello

4 etc.

6

8

9

10

11

A. Begin together. Proceed independently. All notes bowed. Play expressively, with vibrato. Rest at end until everyone is finished.

♩ = ♪ to ♩

♩ = ♩ or longer

∧ = End of phrase. Rest for indeterminate period of time, including no rest.

B. Cello plays as in A. All other players choose a note or two per cello phrase. When cello plays their chosen note, players begin pizzing that note regularly at their own tempo. Players may stop pizzing at any time or may continue to pizz until cello plays their next chosen note.